



Model Number

RHI58N-0BYYR66N-00500

Features

- Industrial standard housing Ø58 mm
- Up to 5000 ppr
- Hollow shaft
- 5 V with RS-422 interface

Description

Compatibility says it all for this incremental rotary encoder.

All six output channels are fitted for this incremental rotary encoder. It can thus be used universally in many different applications.

Focussing on the designs that are most often required has allowed us to offer rapid availability at an attractive price.

Technical data

General specifications

Detection type	photoelectric sampling
Pulse count	500

Functional safety related parameters

MTTF _d	140 a
Mission Time (T _M)	20 a
L _{10h}	70 E+9 at 6000 rpm
Diagnostic Coverage (DC)	0 %

Electrical specifications

Operating voltage U _B	5 V DC ± 5 %
No-load supply current I ₀	max. 70 mA

Output

Output type	RS 422, incremental
Load current	max. per channel 20 mA , conditionally short-circuit proof (not with U _b)
Output frequency	max. 200 kHz
Rise time	100 ns

Standard conformity

Protection degree	DIN EN 60529, IP54
Climatic testing	DIN EN 60068-2-78 , no moisture condensation
Emitted interference	EN 61000-6-4:2007
Noise immunity	EN 61000-6-2:2005
Shock resistance	DIN EN 60068-2-27, 100 g, 3 ms
Vibration resistance	DIN EN 60068-2-6, 10 g, 10 ... 2000 Hz

Ambient conditions

Operating temperature	-5 ... 60 °C (23 ... 140 °F) , movable cable -20 ... 60 °C (-4 ... 140 °F) , fixed cable
Storage temperature	-40 ... 70 °C (-40 ... 158 °F)

Mechanical specifications

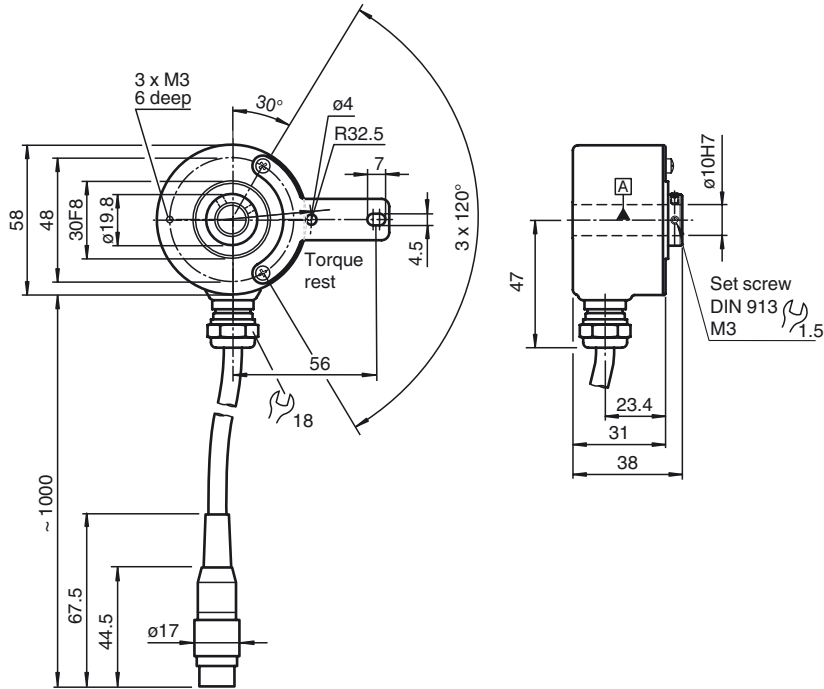
Shaft diameter	12 mm
Connection	1 m PVC cable Ø7.8 mm, 6 x 2 x 0.14 mm ² with Connector 8-pin, Amphenole , type C 091 A

Material	
Housing	powder coated aluminum
Flange	3.1645 aluminum
Shaft	Stainless steel 1.4305 / AISI 303
Mass	approx. 290 g
Rotational speed	max. 6000 min ⁻¹
Moment of inertia	≤ 40 gcm ²
Starting torque	≤ 1.5 Ncm
Shaft load	
Angle offset	1 °
Axial offset	max. 1 mm

Approvals and certificates

UL approval	cULus Listed, General Purpose, Class 2 Power Source
-------------	---

Dimensions

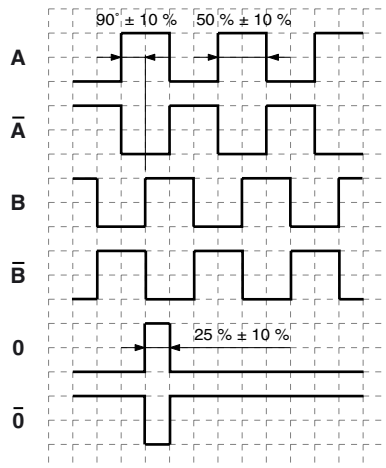


Electrical connection

Signal	Connector 8 pin, Amphenol C 091 A
GND	5
U _b	4
A	1
B	2
\bar{A}	6
\bar{B}	7
0	3
$\bar{0}$	8

Release date: 2012-02-06 11:06 Date of issue: 2012-02-06 225146_eng.xml

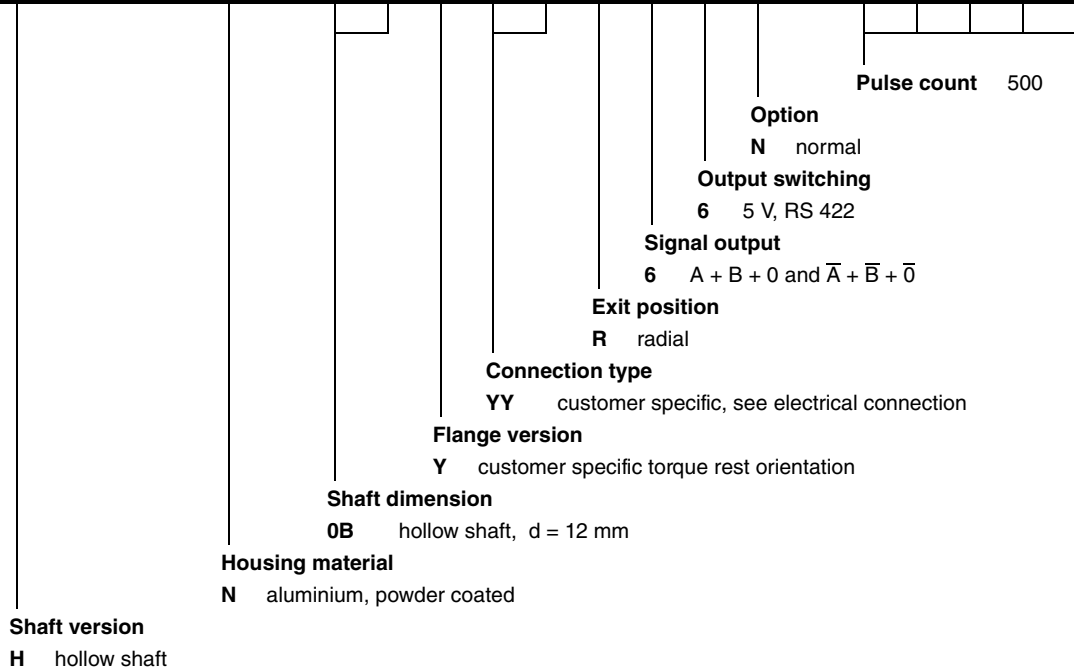
Signal outputs



↻ cw - with view onto the shaft clamping ring

Order code

R H I 5 8 N - 0 B Y Y Y R 6 6 N - 0 0 5 0 0



Release date: 2012-02-06 11:06 Date of issue: 2012-02-06 225146_eng.xml